

Fake News Detection Using LSTM in TensorFlow and Deep Learning

Yuvraj Singh¹, Pawan Singh²

^{1,2}Amity School of Engineering & Technology, Amity University Uttar Pradesh, Lucknow Campus, India

¹yuraj.1306.singh@gmail.com, ²pawansingh51279@gmail.com

How to cite this paper: Y. Singh and P. Singh, "Fake News Detection Using LSTM in TensorFlow and Deep Learning", *Journal of Applied Science and Education (JASE)*.

<https://doi.org/10.54060/jase.v3i2.35>

Received: 18/04/2023

Accepted: 06/06/2023

Online First: 29/07/2023

Copyright © 2023 The Author(s).

This work is licensed under the Creative Commons Attribution International License (CC BY 4.0).

<http://creativecommons.org/licenses/by/4.0/>



Open Access

Abstract

Today's culture has seen a significant rise in fake news, especially with the emergence of social media platforms where misinformation may spread swiftly. False information may have detrimental effects, such as influencing elections, encouraging hate speech, and eroding trust in reliable news sources. Identification of false news has become a hot topic in recent years, with several solutions being proposed for the problem. The paper discusses LSTM (Long Short-Term Memory), Bidirectional LSTM (BiLSTM), and Convolution Neural Network (CNN)-based deep learning-based algorithms for identifying fake news. The "ISOT Fake News dataset," "News Dataset from TI-CNN," and "Getting Real About Fake News dataset" are among the datasets that were used. Following preprocessing methods such as stop keyword removal, stemming, and tokenization are used, these datasets are subjected to word embedding. This processed data is used to train the LSTM model, which determines whether or not news reports are fake. Performance metrics including precision, recall, accuracy, and F1-score provide as proof of the recommended model's efficacy in identifying fake news. Comparisons with other state-of-the-art models show its improved efficacy. In terms of both accuracy and F1-score, the CNN beat the standard LSTM and BiLSTM models. CNN-BiLSTM is most effective model, having superior findings as well as efficiency across the three datasets.

Keywords

Deep Learning, Machine Learning, Artificial Intelligence, Fake News, Python, Long Short-Term Memory, Convolution Neural Network, Preprocessing, Tokenization, Word Embedding, Padding

1. Introduction

The growth of the web and the worldwide web has ended up resulting in a flood of instantly disenable details, but not any of it is reliable. Fake news, or intentionally false material presented as reality, has been a major concern in recent years, notably in the areas of politicians of discussions in society. Fake news has the ability to hurt civilization by swaying people's views and

maybe causing harm. As a result, developing efficient ways for detecting false news is critical. With the advancement of statistical learning along with neural network computer programs, experts have begun to investigate its use in detecting false news. 'Long Short-Term Memory', or 'LSTM', is a form of neural network architecture and has demonstrated promise in language processing applications. The goal of this research is to build an 'LSTM' model that can predict whether news stories are legitimate or fraudulent.

The goal of this research is to create a deep learning framework that can detect bogus news. This will aid in the fight against disinformation and guarantee that everyone may make educated decisions based on factual data. The focus of this research is confined to the development of an 'LSTM' algorithm for detecting bogus news [1,2]. 'TensorFlow' serves as the key tool to building the model and assessing its performance. We will also restrict our study to binary categorization, that is, whether a specific news piece is true or false. The effective development of a linear stochastic model for false news identification represents the undertaking's key accomplishment. Employing TensorFlow, we were able to acquire a dataset of news items and train the model. We also assessed the model's performance using multiple indicators and compared it to other machine learning techniques. The CNN-BiLSTM model performed well in categorizing news stories as true or fraudulent, according to our findings. This suggests that machine learning techniques can be useful for spotting bogus news. This project's approaches and methodologies are relevant to a broad spectrum of computational problems, such as sentiment analysis, text categorization, and named entity identification [3]. The method employed in this research may be applied for different types of the information, such as photographs or audio.

There are various components to this report. The following section is a survey of current research on false news monitoring and sophisticated learning algorithms. "Requirement and Analysis" segment presents the problem recognition and analysis of the project. "Implementation and Testing" segment explains the details about datasets used, data preprocessing and models used. "Results and Discussion" area considers models evaluation on different datasets. Lastly, "Conclusions" segment sums up this paper and presents future bearings of exploration.

2. Related Works

False media has emerged as a big importance in the past few decades, spurring a boom of investigation attempts to detect it. There are several relevant publications on this issue, spanning from approaches based on rules to automatic learning methodologies, as well as hybrid approaches that mix the two. We will offer a quick summary of certain of the key efforts in fraud identification in this part.

2.1. Rule-Based Approaches

To detect false news, the rule-based method employs pre-defined criteria and attributes. The fundamental disadvantage of this technique is that it is strongly reliant on domain expertise and may be incapable of capturing the complicated trends and connections seen in real-world data [4]. Despite their shortcomings, rule-based techniques have been employed successfully in several situations. To recognize fake headlines, on example, adopts a rule-based method that assesses trends in language and information linked with stories in the media.

2.2. Statistical Approaches

Statistical techniques have been widely employed in the detection of false news. For recognizing false news, these techniques utilize mathematical frameworks to analyze text the characteristics which include word usage, n-grams', as well as additional linguistic patterns. Although statistical approaches have been proved to be efficient in many circumstances, they may be incapable of identifying intricate correlations amongst distinct textual elements.

2.3. Machine Learning Approaches

Machine learning (ML) approaches are becoming increasingly popular in the identification of false news. The benefit of machine learning is which it can find correlations and trends directly from data, eliminating a desire for detailed guidelines nor domain expertise [5,6]. There are several ML models that may be used to detect false news, including neural network models, 'decision trees', 'random forests', along with support vector computers. Feature design is usually used in these models, which entails picking or extracting important characteristics from the language to input into the model.

2.4. Deep Learning Approaches

DL, or deep learning, has attracted a lot of interest in recent years, and the method has been used for a variety of NLP problems, including false news identification. DL models use artificial neural networks for learning how to extract high-level information from text. The LSTM (Long Short-Term Memory) model, a form of recurrent neural network, or RN, that can capture temporal relationships in text, is a common DL model. A number of studies employ LSTMs to detect inaccurate information, and they are being found to reach excellent accuracy rates.

2.5. Hybrid Approaches

To address the limits of any particular method, hybrid methods integrate several methodologies. To identify false information, for example, a mixed strategy could involve mixed governed by rules and machine learning techniques. 'Conroy et al. (2015)' built a mixed method which integrates a system that relies on rules with an ML model to detect bogus news on social media.

2.6. Ensemble Approaches

To increase performance, combinations of methods combine the findings of numerous models. Many tasks involving NLP, including false news detection, have proven that ensemble techniques are successful. 'Wang et al. (2018)' produced a collective planning that recognizes misleading information using numerous models, including a model based on the 'LSTM' and convolutional neural network technology (also referred to model). To summaries, detecting fake news is a difficult subject that has sparked tremendous academic attention in recent years [7].

3. Requirement and Analysis

The problem recognition component of the project entails defining the important concerns and obstacles that must be overcome in order to construct an effective deep learning-based false news detection system. The major difficulty is to create something that can detect false news in real time from a vast number of news items. Dealing with the intricacies of processing natural languages (NLP) and computational intelligence (ML) techniques is also part of the challenge. The criteria definition process entails identifying the system's functional and non-functional needs. The capacity to handle massive amounts of data, detect key traits, and categorized news stories as phony or authentic are all functional needs. System stability, scalability, and performance are examples of non-functional requirements. The preparation and implementation phase entails developing a thorough project plan that specifies the project's essential milestones, deliverables, and dates.

This involves determining the project's resources, such as employees, hardware, and software. Identifying the precise equipment, technology, and hardware platforms needed to construct the false news detection system is part of the computer programmed and hardware requirements phase. This involves deciding on the best deep learning The structure for example TensorFlow or PyTorch, as well as determining the needs for the hardware, such as GPU processing capability. Defining the general design and structure of the false news detection system is part of the early product description process. It also



— *Journal of the American Medical Association*, 1997



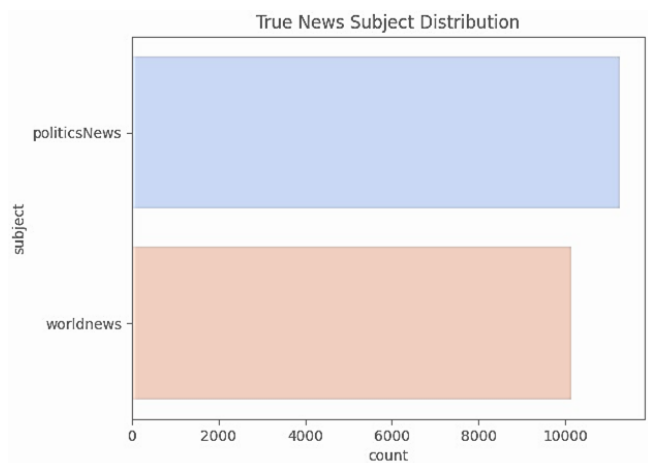


Figure 2(a). True news Subject Distribution

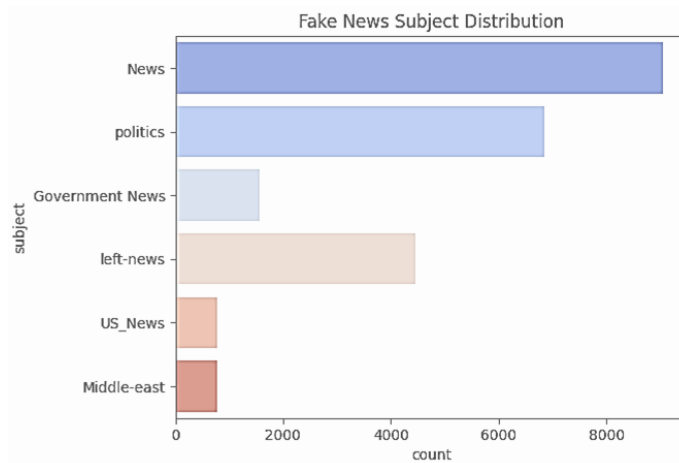


Figure 2(b). Fake news Subject Distribution

The dataset's initial form consists of two distinct CSV data: for false news items along with one for true news articles. We concatenated these two folders and randomly divided the dataset into 64:16:20 test, validation, and training sets. Table 1 summarizes the spread of data in the training, testing, validating sets in the combined dataset, which comprises 44,898 instances of data.

Table 1. Ratio of data splitting

Train	Validating	Testing
64%	16%	20%
28734	7184	8980

4.1.2. News Dataset from TI-CNN

The "TI-CNN (Text-Image Convolutional Neural Network)" News Dataset is a publicly accessible dataset that is extensively used in deep machine learning and natural language processing (NLP) research. It is a mix of text and picture data that may be used to design and test models that can handle both modalities.

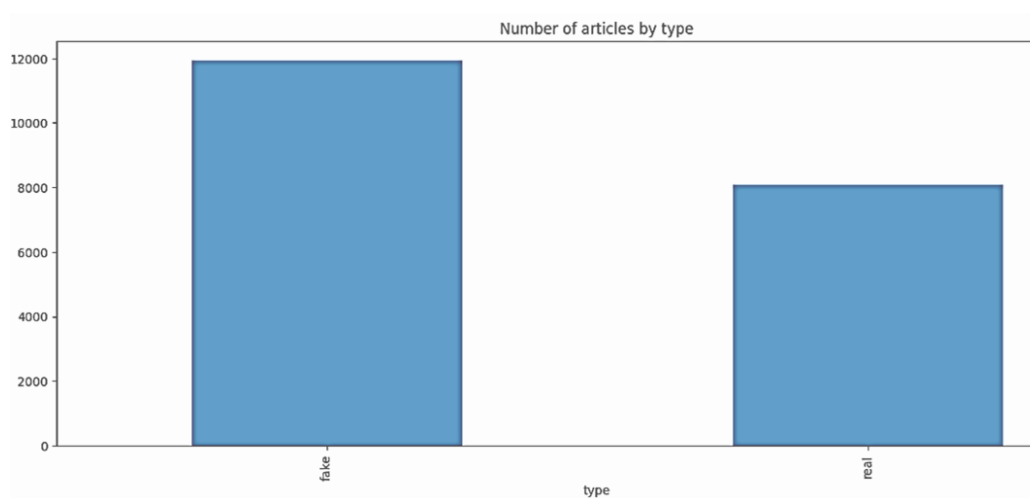


Figure 3. Number of articles by types

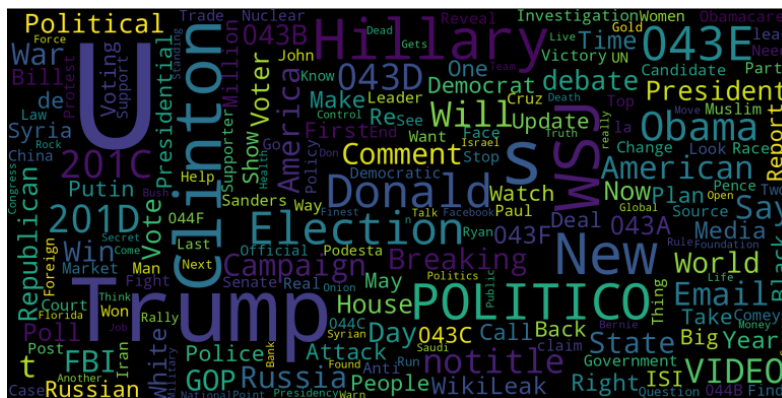


Figure 4. Word cloud for news articles

The dataset was introduced in a research paper titled "A Text-Image Multi-Modal Deep Learning Framework for News Event Extraction" by Guoyu Tang. The datasets contain news articles with the corresponding image that appeared on the news websites. It was collected from four major news websites: BBC, CNN, Reuters, and Xinhua, and contains a total of 633 news articles. Each article is labeled with the corresponding news category, such as politics, sports, business, and entertainment. Figure 4 depicts the news item word cloud.

The dataset is organized into two folders: "image" and "text". The "image" folder contains images in the JPEG format, and each image is named using the corresponding article ID. The "text" folder contains text files in the TXT format, and each file is named using the corresponding article ID. Each text file contains the full text of news articles along with article ID, titles, date, authors, news category. One of main applications of the News-Dataset from TI-CNN is for developing models that can perform news event extraction, which is process of identifying & extracting important events to news articles. The multi-modal nature of the dataset allows researchers to develop models that can analyze both the text and image content of news articles, which can improve the accuracy of news event extraction. We randomly split the dataset into the train, validating, and testing sets in a 64: 16: 20 ratios. The combined datasets contain 20,015 instances of data, and the Table 2 summarizes the distribution of the data in the train, validating, and testing sets.

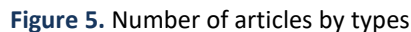
Table 2. Ratio of data splitting

Train	Validating	Testing
64%	16%	20%
12810	3203	4003

Overall, the News Dataset from TI-CNN is a valuable resource for researchers in the field of deep learning and NLP. Its multi-modal nature and diverse set of news categories make it a useful tool for developing and testing models that can analyze news content in a variety of contexts.

4.1.3. Getting Real About Fake News

The "Getting Real About Fake News" datasets is the collections of over 20,000 news articles from various source, labeled as either "fake" or "real." The dataset is created by the researcher from the "University of Victoria in Canada" & made available on Kaggle, a platform for data science competitions and datasets.



Originally this dataset only contains the fake news, which can't be used for training our model. So, we have combined this dataset with the dataset "Gathering real news for Oct-Dec 2016" which only contains real news. This way the dataset used is actually the combination of these two datasets. Researchers along with data miners interested in analyzing false news and building methods to identify it will find the dataset useful. We randomly split the datasets into the train, validating, and testing sets in a 64:16:20 ratios. The combined datasets contain 28,711 instances of the data, and the Table 3 summarizes distribution of the data in the train, validating, and testing sets.



Originally this dataset only contains the fake news, which can't be used for training our model. So, we have combined this dataset with the dataset "Gathering real news for Oct-Dec 2016" which only contains real news. This way the dataset used is actually the combination of these two datasets. Researchers along with data miners interested in analyzing false news and building methods to identify it will find the dataset useful. We randomly split the datasets into the train, validating, and testing sets in a 64:16:20 ratios. The combined datasets contain 28,711 instances of the data, and the Table 3 summarizes distribution of the data in the train, validating, and testing sets.

Train	Validating	Testing
64%	16%	20%
18375	4594	5742

In conclusion, the dataset "Getting Real About Fake News" is a significant resource for scholars and data scientist who are fascinated by analyzing and detecting false news. Applying this dataset, scholars may create algorithms that properly identify false news stories, contributing to ongoing efforts to prevent disinformation propagation.

4.2. Data Preprocessing

Special preprocessing is necessary to execute machine learning or machine learning with supervision calculations on corpora. Various techniques are often used to transform textual information into a display-ready format. Both the titles and the articles are sent to through the processing procedures outlined below. We also go through the various word representations that we employed during our inquiry [10-12]. It is an important step of the processing of natural language that involves getting rid of raw text data while it is fed into an artificial learning or deep neural networks model. In NLP, the purpose of data preprocessing is to turn raw text input into a formatted and numerical format that models may utilize to produce predictions or classifications.

4.2.1. Stop Word Removal

Stop words are words that are regularly used in a language but do not contribute substantial meaning to a phrase. In English, stop words comprise "a," "an," "the," "as well," "but," "or," and "in." Stop word removal is a typical approach used in data preparation in natural language processing, or NLP, to eliminate certain words from text data. Stop word removal is intended to minimize the dimensionality of text data and enhance the ability of NLP models [13]. When stop words are removed, the attention shifts to the most significant words in a phrase, which can lead to improved analysis, categorization, and sentiment analysis. Stop word removal entails determining a list of words that are unique to the dialect being utilized.

4.2.2. Stemming

The technique of "stemming" a name is eliminating suffixes or postfixes until just the stem remains. "Stemming" helps us to reduce adverbs and sometimes derivationally linked nouns to their fundamental form. Stemming is a kind of natural language analyzing (NLP) text preprocessing approach that tries to reduce terms to their stem or basic form, often known as the stem. The primary goal of stem is to normalize text data through converting word variants into a single common form. For example, the words "running," "runs," and "ran" may all be shortened to "run." Certain NLP programmers, such as data extraction, sentiment detection, and topic modelling, rely on stemming. By grouping, it can assist to minimize the degree of dimensionality of text data. Overall, stemming is an effective text preprocessing strategy in NLP that may assist to normalize text input and increase the productivity and accuracy of future analysis [14-16].

4.2.3. Vector Visualization of Letters

Vectorization is an important stage in language processing (NLP) data preparation. It refers to the act of transforming textual input into a numerical representation understandable by machine learning models. In natural language processing (NLP), a document can be represented as an array of words or phrases, and vector processing is the process of converting these words into an assortment of quantitative characteristics. The bag-of-words model is one of the most often used vectorization strategies in NLP. In this paradigm, a text is portrayed as an assortment of its basic words, with word and grammar order ignored but the quantity of each word tracked. The bag-of-words paradigm generates a sparse matrix, with rows representing each document and columns representing every distinctive word in the text [17].

4.2.4. Padding

Padding is an important step in data preparation for NLP, or natural language processing, activities that need repetitive information, such as sentiment analysis, automatic translation, and text categorization. It entails appending zeros or a specified value to the input code to make all of the sequences equal in length. Padding is used to allow the model to adapt to input sequences of varying durations [18]. The need for padding arises because the input sequences in NLP tasks can vary in length. For instance, in a sentiment analysis task, some reviews may contain only a few sentences, while others may contain several paragraphs. This can be a problem when training a deep learning model since the model requires all input sequences to have the same length. If the input sequences are of varying lengths, the model cannot process them as inputs. Therefore, padding is used to create sequences of equal length that the model can handle [19].

4.2.5. Word Embedding

This is an important step since the data collection must be translated into something that artificial intelligence algorithms can understand. To meet the needs of different models, we employ a variety of word embedding strategies. To begin preparing the information for LSTM, for Bidirectional LSTM, and CNN-based models, we create a Tokenizer that tokenizes the words and forms sequences of these encoded words. Following that, we zero-pad every phrase to guarantee that it is 42 characters long. The Embedding layer is then used with arbitrary weights to learn a placeholder for all of the phrases in the data set for training. The sequence is transformed into a distributed version via the Embedding layer, which is simply a collection of dense, actual values vectors [20-22].

4.3. Models

We determined that various approaches, including data mining (ML), deeper learning (DL), and transformers, are capable of identifying bogus news after completing a thorough assessment of prior works on the analysis of natural languages (NLP). We used three different deep learning algorithms in our project: LSTM, Bidirectionally LSTM, and CNN.

4.3.1. LSTM

LSTM, or long-short-term memory, is a recurrent neural network, also known as an RNN, that excels in processing and anticipating sequential data. Unlike standard RNNs, which tend to maintain dependencies that persist, LSTM networks can learn and store information over lengthy periods of time. LSTM is a versatile technique that may be used for a variety of tasks such as natural language processing, audio recognition, and picture captioning. The input gate controls which data from the present moment's input is permitted into those memory cells. It is made up of a layer that is sigmoid and a method of point-wise multiplication that keeps the values between 0 and 1 [23,24]. If the sign of the output is 1, that input is completely accepted, however a value of 0 means the input is completely banned. The architecture of LSTM allows it to circumvent the issue of decreasing gradients that is frequent in standard RNNs. When the gradient diminishes significantly as it is carried backward over time, an unwillingness to learn persistent dependencies results. LSTM networks manage the circulation of information using memory cells and gates, allowing computers to retain knowledge for longer periods of time.

4.3.2. Bidirectional LSTM

The bidirectional approach to LSTM is a variation of the well-known Long-Short-Term Memory, or LSTM, method, which is designed to deal with information that is sequential with long-term dependencies. Bidirectional LSTM, as the name implies, is a sort of model for LSTM that analyses the sequences of inputs in both ways - from beginning to end and end to beginning



[25]. This distinguishing feature of Bidirectional LSTM aids in the acquisition of more detail from the input cycle, which is essential in NLP (natural language processing) and voice recognition applications. The design of the both backward and forward LSTM layers that exist in a bilateral LSTM model is the same as that of the regular LSTM layer. Every single layer has an internal storage cell, an input gate, an output gate, and a forget gate. The memory cell saves data about the current condition [26-28]. In overall, the bidirectional form of LSTM is a sophisticated variation of the LSTM method that can detect long-term relationships in both directions from input sequences.

4.3.3. CNN-BiLSTM

CNN-BiLSTM is a deep learning hybrid technique that combines the advantages of CNN, or Convolutional Neural Networks, and This relationship long-term short-term (BiLSTM) models [29]. This hybrid model is intended to analyses sequential data such as text that uses natural language and has been demonstrated to be effective in a variety of NLP tasks such as sentiment assessment, text classification, and listed entity identification. The CNN layer inside the CNN-BiLSTM model is comparable to that seen in traditional CNN models. It convolves across the input sequence using a number of filters to extract local characteristics such as n-grams from the input syllables. These local characteristics are then transferred to a BiLSTM layer to be processed further. The CNN-BiLSTM model's BiLSTM layer is comparable to the one used in ordinary BiLSTM models. It uses a striker LSTM and a reverse LSTM to record global relationships between input tokens. The BiLSTM layer's output is then sent into a layer that is fully connected, which produces the very last prediction for the initial sequence. This hybrid technique enables the model to develop a more thorough model of the pattern of inputs, resulting in higher NLP performance [30].

5. Results and Discussion

The most often utilized metrics for evaluating the models we constructed to tackle the false news detection problems were True Positive (TP), true-negative (TN), a false negative (FN), and A false positive (FP). These measures enable us to assess a classifier's performance from several angles. Typically, consistency is the most appropriate statistic since it accurately depicts the classifying condition.

5.1. Performance on ISOT Fake News dataset

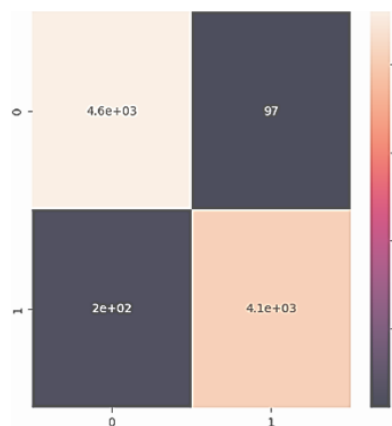


Figure 7(a). Confusion Matrix for LSTM

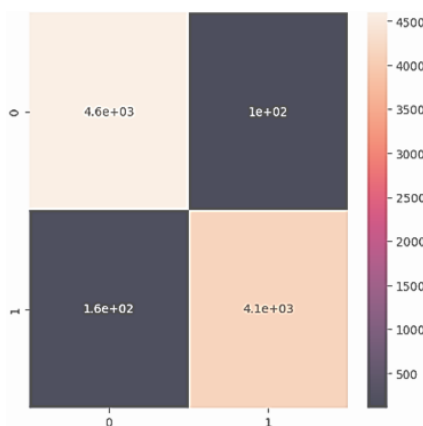


Figure 7(b). Confusion Matrix for BiLSTM

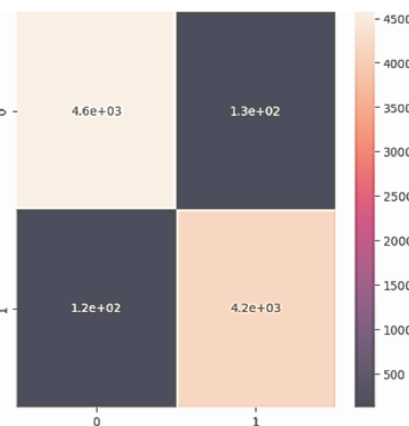


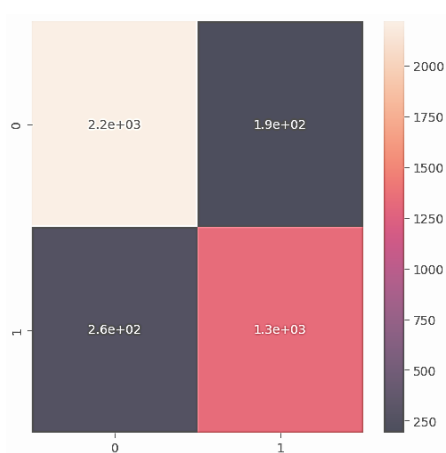
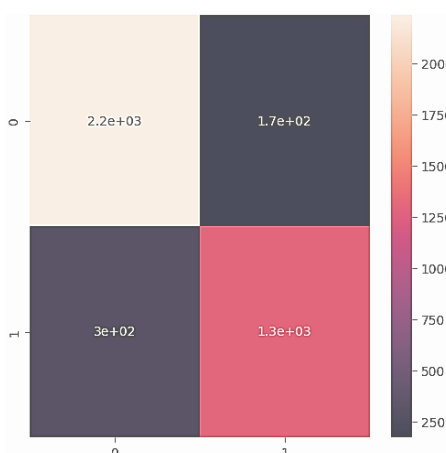
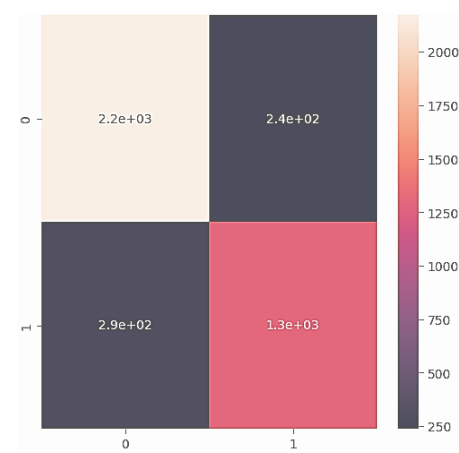
Figure 7(c). Confusion Matrix for CNN-BiLSTM

Following Table contains the Accuracy, Precision, Recall, F1-Score and Support of the three algorithms on ISOT Fake News dataset.

Table 4. Performance on the ISOT Fake News Dataset

Models	Accuracy	Precisions	Recall	F1 Score	Support
LSTM	0.966592	0.97	0.97	0.97	8980
Bi-LSTM	0.971269	0.97	0.97	0.97	8980
CNN-BiLSTM	0.972605	0.97	0.97	0.97	8980

5.2. Performance on News Dataset from TI-CNN

**Figure 8(a).** Confusion Matrix for LSTM**Figure 8(b).** Confusion Matrix for BiLSTM**Figure 8(c).** Confusion Matrix for CNN-BiLSTM

The following Table contains the Accuracy, Precision, Recall, F1-Score and Support of the three algorithms on TI-CNN News dataset.

Table 5. Performance on the News Dataset From TI-CNN

Models	Accuracy	Precisions	Recall	F1 Score	Support
LSTM	0.867349	0.87	0.87	0.87	4003
Bi-LSTM	0.882338	0.88	0.88	0.88	4003
CNN-BiLSTM	0.888083	0.89	0.89	0.89	4003

5.3. Performance on Getting Real About Fake News

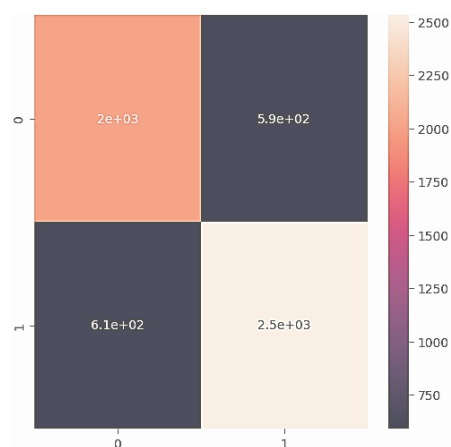


Figure 9(a). Confusion Matrix for LSTM

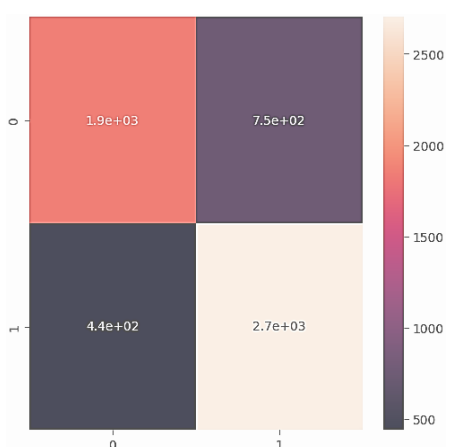


Figure 9(b). Confusion Matrix for BiLSTM

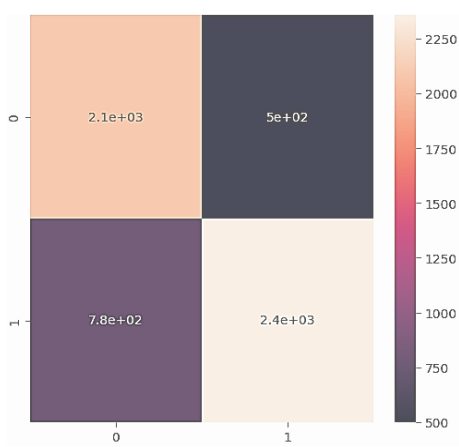


Figure 9(c). Confusion Matrix for CNN-BiLSTM

Following Table contains the Accuracy, Precision, Recall, F1-Score and Support of the three algorithms on Getting Real about Fake News dataset.

Table 6. Performance on the Getting Real about Fake News

Models	Accuracy	Precisions	Recall	F1 Score	Support
LSTM	0.791187	0.78	0.78	0.78	5742
Bi-LSTM	0.793103	0.79	0.79	0.79	5742
CNN-BiLSTM	0.796907	0.79	0.79	0.79	5742

Tables 4,5,6 show the performance and the three distinct models we utilized on three distinct types of datasets, using the aforementioned criteria. For our fake news identification job, the findings show that training on the 'ISOT Fake News dataset' is somewhat better than training on the 'News Dataset from TI-CNN' and 'Getting Real About Fake News' datasets. Furthermore, the deep learning models using more features outperform systems with fewer attributes, showing that BiLSTM outperforms LSTM and CNN-BiLSTM outperforms plain BiLSTM.

6. Conclusions

Preprocessing the data was the initial phase of the project, which included cleaning and tokenizing of the written data, deleting stop words, and conducting padding and vectorization. On the preprocessed datasets, we trained multiple deep learning models and assessed their performance using measures such as precision, accuracy, recall, and F1-score. In terms of efficiency and F1-score, the CNN beat the standard LSTM and BiLSTM models. CNN-BiLSTM is a highly effective model, having superior findings and performance across each of the three datasets. Furthermore, we compared our model's performance to that of other cutting-edge models, such as randomized forests and Logistic Regression, to name a few, and discovered that our model beat them in regards to accuracy and F1-score. Overall, the suggested LSTM-based model revealed to be an effective

tive solution to the problem of false news identification. It has the capacity to be employed in real-world applications such as social media.

Despite the positive outcomes, our approach has significant shortcomings that must be addressed. To begin, our model is predicated on the premise that the training sample is reflective of real-world data. However, due to the constantly changing makeup of news items and the ongoing growth of false news, obtaining a representative dataset might be difficult in practice. As a result, when applied to data from the real-world, the outcome of the model may differ. Furthermore, we used word clouds to visualize the data and obtain an understanding of the most frequently used terms in actual and false news items. Despite the constraints, there are various possibilities for further development on this subject. To increase the model's performance further, one potential path is to embrace the usage of alternative structures for deep learning, especially neural network models (CNNs). Another possible path is to investigate the implementation of transfer learning strategies that include Fine-Tuning or Pre-Training to use currently available algorithms trained on comparable tasks and adapt those to the challenge of false news identification. While the model has limits, there are various possibilities for further enhancement that might increase its performance and scalability to real-world circumstances. Overall, the study has given us significant insights into the subject of false news identification and the usage of social media.

Acknowledgements

I put forth a lot of effort to finish this project report. It would not have been feasible without the considerate and generous assistance of a few people and organization. First and foremost, I would want to thank Amity University Lucknow Campus, Uttar Pradesh, to offer me such an ideal atmosphere for the successful conclusion of this project. Then, I'd want to thank our NTCC Faculty Guide, Dr. Pawan Singh, for giving me all of the necessary material and consistently leading me until the start of my report. I'd additionally like to acknowledge my coworker for their assistance, as well as others who volunteered to assist me with their skills.

References

- [1]. R. K. Kaliyar, "Fake News Detection Using A Deep Neural Network," IEEE Xplore, 2018. <https://ieeexplore.ieee.org/abstract/document/8777343/>
- [2]. Shu, K., Sliva, A., Wang, S., Tang, J., & Liu, H. (2017). "Fake news detection on social media: A data mining perspective." ACM SIGKDD explorations newsletter, vol. 19 no. 1, pp. 22-36, 2017.
- [3]. J. C. S. Reis, A. Correia, F. Murai, A. Veloso, and F. Benevenuto, "Supervised learning for fake news detection," *IEEE Intell. Syst.*, vol. 34, no. 2, pp. 76–81, 2019.
- [4]. H. Jwa, D. Oh, K. Park, J. M. Kang, & H. Lim, "exBAKE: automatic fake news detection model based on bidirectional encoder representations from transformers (BERT)," *Applied Sciences*, vol. 9 no. 19, pp. 4062, 2019.
- [5]. T. Hofmann, B. Schölkopf, and A. J. Smola, "Kernel methods in machine learning," *Ann. Stat.*, vol. 36, no. 3, pp. 1171–1220, 2008.
- [6]. S. Akhtar, F. Hussain, F.R. Raja *et al.*, "Improving mispronunciation detection of Arabic words for non-native learners using deep convolutional neural network features," *Electronics (Basel)*, vol. 9, no. 6, p. 963, 2020.
- [7]. S. Hakak, M. Alazab, S. Khan, T. R. Gadekallu, P. K. R. Maddikunta, and W. Z. Khan, "An ensemble machine learning approach through effective feature extraction to classify fake news," *Future Gener. Comput. Syst.*, vol. 117, pp. 47–58, 2021.
- [8]. S. Kula, M. Choraś, R. Kozik, P. Ksieniewicz, and M. Woźniak, "Sentiment analysis for fake news detection by means of neural networks," in *Lecture Notes in Computer Science*, Cham: Springer International Publishing, 2020, pp. 653–666.
- [9]. H. Ahmed, I. Traore, and S. Saad, "Detecting opinion spams and fake news using text classification," *Secur. Priv.*, vol. 1, no. 1, p. e9, 2018.
- [10]. V. Kecman, *Support Vector Machines-An Introduction in "Support Vector Machines: Theory and Applications."* New York City, NY, USA: Springer, 2005.



- [11]. M. Viviani and G. Pasi, "Credibility in social media: opinions, news, and health information-a survey," Wiley Interdisciplinary Reviews: Data Mining and Knowledge Discovery, vol. 7, no. 5, p. e1209, 2017, doi: <https://doi.org/10.1002/widm.1209>.
- [12]. E. Wishart, "A wire agency journalist's perspective on 'fake news,'" Media Asia, vol. 44, no. 2, pp. 102–106, 2017, doi: <https://doi.org/10.1080/01296612.2017.1455624>.
- [13]. V. Gjylbegaj, "FAKE NEWS IN THE AGE OF SOCIAL MEDIA," IJASOS- International E-journal of Advances in Social Sciences, vol. 4, no. 11, pp. 383–391, 2018, doi: <https://doi.org/10.18769/ijasos.455663>.
- [14]. L. Tang and H. Liu, "Community Detection and Mining in Social Media," Synthesis Lectures on Data Mining and Knowledge Discovery, vol. 2, no. 1, pp. 1–137, 2010, doi: <https://doi.org/10.2200/s00298ed1v01y201009dmk003>.
- [15]. M. Atzmueller, "Mining social media: key players, sentiments, and communities," Wiley Interdisciplinary Reviews: Data Mining and Knowledge Discovery, vol. 2, no. 5, pp. 411–419, 2012, doi: <https://doi.org/10.1002/widm.1069>.
- [16]. E. M. Okoro, B. A. Abara, A. O. Umagba, A. A. Ajonye, and Z. S. Isa, "A hybrid approach to fake news detection on social media," Nigerian Journal of Technology, vol. 37, no. 2, p. 454, 2018, doi: <https://doi.org/10.4314/njt.v37i2.22>.
- [17]. K. E. Anderson, "Getting acquainted with social networks and apps: combating fake news on social media," Library Hi Tech News, vol. 35, no. 3, pp. 1–6, 2018, doi: <https://doi.org/10.1108/lhtn-02-2018-0010>.
- [18]. C. Edwards, "Ignorance is strength [fake news on social media]," Engineering & Technology, vol. 12, no. 4, pp. 36–39, May 2017, doi: <https://doi.org/10.1049/et.2017.0402>.
- [19]. P. Singhal, P. Singh and A. Vidyarthi, "Interpretation and localization of Thorax diseases using DCNN in Chest X-Ray" Journal of Informatics Electrical and Electronics Engineering, vol. 1 no. 1, pp. 1-7, 2020.
- [20]. P. Singhal, P. Sharma, and B. Hazela, "End-to-end message authentication using CoAP over IoT," in *International Conference on Innovative Computing and Communications*, Singapore: Springer Singapore, 2019, pp. 279–288.
- [21]. P. Singhal, P. Sharma, and S. Rizvi, "Thwarting Sybil Attack by CAM Method in WSN using Cooja Simulator Framework," *International Journal of Engineering & Technology*, vol. 8, no. 1.5, pp. 116–125, 2019.
- [22]. P. Singhal, P. Sharma, and D. Arora, "An approach towards preventing iot based sybil attack based on contiki framework through cooja simulator," *Int. J. Eng. Technol.*, vol. 7, no. 2.8, p. 261-267, 2018.
- [23]. S. Kumar, M.A. Wajeed, R. Kunabeve, *et al.*, "Novel method for safeguarding personal health record in cloud connection using deep learning models," *Comput. Intell. Neurosci.*, vol. 2022, p. 3564436, 2022.
- [24]. P. Singhal, P. K. Srivastava, A. K. Tiwari, and R. K. Shukla, "A survey: Approaches to facial detection and recognition with machine learning techniques," in *Proceedings of Second Doctoral Symposium on Computational Intelligence*, Singapore: Springer Singapore, pp. 103–125, 2022,.
- [25]. S. Kumar, P.K. Srivastava, A.K. Pal *et al.*, "Protecting location privacy in cloud services," *J. Discrete Math. Sci. Cryptogr.*, vol. 25, no. 4, pp. 1053–1062, 2022.
- [26]. S. Kumar, P. K. Srivastava, G. K. Srivastava, P. Singhal, D. Singh, and D. Goyal, "Chaos based image encryption security in cloud computing," *J. Discrete Math. Sci. Cryptogr.*, vol. 25, no. 4, pp. 1041–1051, 2022.
- [27]. P. Srivastava, P. Singhal, S. Srivastava, and D. Kanojia, "Case Study: An Efficient Survey on Security Analysis of Social Networking," *ECS Transactions*, vol. 107, no. 1, 2022.
- [28]. A. K. Pandey, S. Kanchan, and A. K. Verma, "Applications of Fibonacci Sequences and Golden Ratio," *Journal of Informatics Electrical and Electronics Engineering*, vol. 4, no. 1, pp. 1–11, 2023..
- [29]. S. Islam and Department of Electrical & Electronics Engineering, AIUB, Bangladesh, "Improvement of Li-ion battery active balancer using PI-controller," *J. Infor. Electr. Electron. Eng.*, vol. 3, no. 2, pp. 1–10, 2022.
- [30]. A. Srivastava and Department of Computer Science and Engineering, Amity School of Engineering and Technology Lucknow, Amity University Uttar Pradesh, India, "Handwritten digit image recognition using machine learning," *J. Infor. Electr. Electron. Eng.*, vol. 3, no. 2, pp. 1–11, 2022.

